



WE FOLLOW THE GOLDEN TRAIL

TSX : LMA

www.lamancha.ca

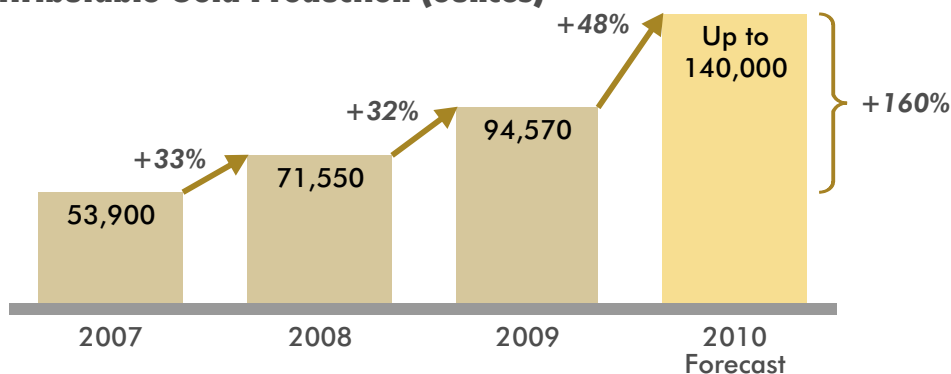


La Mancha Resources Inc.

La Mancha is an international gold producer operating two mines in Australia and two mines in Africa, for a total gold production estimated at 140,000 ounces in 2010.

The Hassaï mine, in northeast Sudan, has been exploited as an open pit since 1992 and has recently revealed a large mineralized system of gold and copper massive volcanogenic sulfides (VMS) that could be one of the world's most promising VMS deposit.

Attributable Gold Production (ounces)



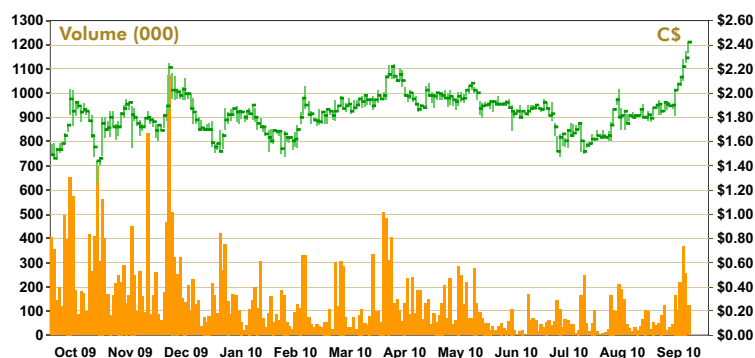
**M&I resources of 1.8 million ounces of gold
(P&P reserves of 766,000 ounces of gold)**

An investment of \$12.8 million has been allocated in 2010 on our most promising exploration properties. In Côte d'Ivoire alone, La Mancha owns exploration permits covering more than 1% of the total area of the country.

Share Information

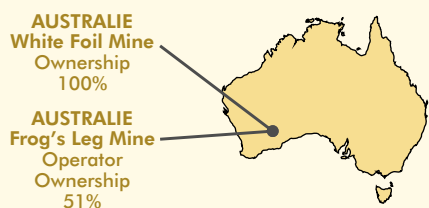
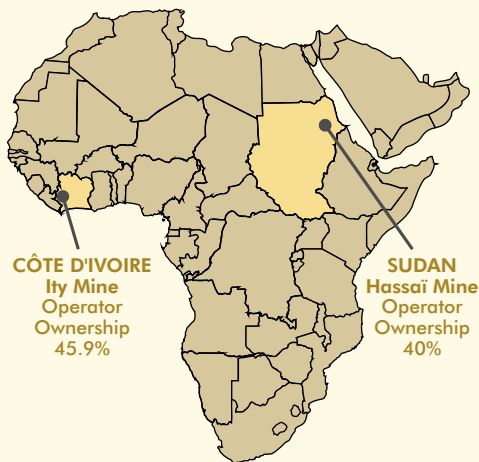
Symbol	TSX : LMA
52-week High / Low ⁽¹⁾	\$2.42 / \$1.03
Shares Outstanding	Basic: 142 million
Market Capitalization ⁽¹⁾	\$344 million
Fiscal Year End	December 31
Major Shareholders	AREVA (63%), Sprott AM, Baker Steel, Universal-Investment Gesellschaft, Mackenzie Financial Corp, Era Resources

(1) As at September 14, 2010



Financial Highlights

	Q2 2010	Q2 2009
Revenues (C\$000)	54,541	28,365
Cash Flow (C\$000)	18,703	6,624
Net Earnings (C\$000)	8,046	6,624
Net Earnings per Share (C\$)	0.06	0.04
	June 30, 2010	June 30, 2009
Cash & Short Term Inv. (C\$000)	19,714	18,395



September 15, 2010



Our Mines

	Frog's Leg Mine Australia	White Foil Mine Australia	Ity Mine Côte d'Ivoire	Hassaï Mine Northeast Sudan
LMA Ownership	51%	100%	45.9%	40%
Mine Type	Underground	Underground	Open Pit	Open Pit
Attributable Reserve⁽¹⁾	364,230 oz	76,031 oz	161,870 oz	169,432 oz
Reserve Grade⁽¹⁾	5.1 g/t Au	2.4 g/t Au	5.63 g/t Au	5.03 g/t Au
Attributable 2009 Production	46,120 oz	–	23,735 oz	24,715 oz
2010E	62,000 – 70,000 oz	13,000 – 16,000 oz	20,000 – 24,000 oz	25,000 – 30,000 oz
Cash Cost:				
Q2 2010 / 2010E	488 / 502 US\$/oz	882 / 634 US\$/oz	552 / 402 US\$/oz	658 / 689 \$ US\$/oz

(1) As at Dec. 31, 2009




Frog's Leg



White Foil



Ity



Hassaï

VMS at Hassaï in Sudan

Several VMS structures have been identified at the bottom of the open pits mined over the last 20 years at Hassaï. There is a strong assurance that substantial resources remain to be unveiled – both gold and copper – with minimal geological risk. A positive Preliminary Economic Assessment ("PEA" or scoping study) recommends constructing a CIP Plant in a first Phase to exploit gold at a lower cost per ounce and in a second Phase to build a new processing plant for the VMS. An \$18 million exploration program to drill 100,000 metres over the next 12 months will confirm the immense potential of the VMS.



	Target 1 Hassaï South	Target 2 Hadal Awatib E	Target 2 Hadal Awatib W	Target 3 Hadayamet	Total for 3 targets
Gold production to date					
Tonnes	1,055,000	2,104,000	1,305,000	2,427,000	6,891,000
Grades, g/t Au	8.0	9.0	13.7	6.5	8.8
Ounces	271,348	608,185	574,235	505,594	1,959,362
VMS Resource					
Identified Resource*	20 MT	30 MT	-	-	50 MT
Potential left to identify	> 10 MT	> 20 - 30 MT	15 - 30 MT	20 - 25 MT	65 - 95 MT
Total potential resource (3 targets)	> 30 MT	50 - 60 MT	15 - 30 MT	20 - 25 MT	115 - 145 MT

About Sudan

Sudan is the largest country of Africa and its area of 2.5 million km² represents a quarter of the whole area of Canada or Europe. The Hassaï mine camp is comprised of 10 mining exploitation permits covering an area of 18.5 km².

The port city of Port-Sudan, bordering the Red Sea, is located about 200 km east of the mine and supplies all materials needed to support La Mancha's mining operations. The Hassaï mine is operated as a joint venture by La Mancha Resources (40%), the Sudanese government (56%) and a private engineering firm (4%)

This document contains certain "forward-looking statements", including but not limited to, the statements regarding the Company's overall objectives and strategic plans, future commercial production, production targets, timetables, current and future mineral reserve and resource estimates and anticipated mine life. It is uncertain if further exploration will result in the target deposit being delineated as a mineral resource. Forward-looking statements express, as at the date of this presentation, the Company's plans, estimates, forecasts, projections, expectations or beliefs as to future events or results. Forward-looking statements involve a number of risks and uncertainties, many of which are beyond the Company's control, and there can be no assurance that such statements will prove to be accurate. Therefore, actual results and future events could differ materially from those anticipated in such statements. Risks and uncertainties that could cause results of future events to differ materially from current expectations expressed or implied by the forward-looking statements are described in the Company's AIF available on SEDAR. The reader is cautioned not to place undue reliance on these forward-looking statements. The Company does not undertake to update any forward-looking statement that is contained in this document.